



FMEA Guitar All-State 2023 TIMELINE

By May 12th

The 2023 Audition Items Document will be released state-wide

Aug 15th

Audition registration opens for teachers through the "MPA Online" system, via the FSMA website

Sept 1st, midnight

Audition registration DEADLINE

Sept 1st, midnight

Teachers must be current/active members of FMEA (dues are paid). FOA component membership is NOT required for participation in Guitar All-State, however participation in other FOA sponsored events (Solo & Ensemble) does require FOA membership. Translation: \$25 is not much to ask for what FOA does for us. Please consider joining FOA!

mid-Sept

Auditions take place in your local FOA district. The local FOA District Chair will contact teachers in early September with the audition schedule and location information. Get to know these people now...and THANK THEM for hosting our auditions...and ask how you can assist them in executing the auditions.

Sept 20th-Oct 10th

Auditions are scored by judges

By Oct 15th (if not before)

Audition results are released

By Oct 20th (if not before)

Music mailed to the teachers/schools of accepted students

Oct, Nov, Dec, Jan

Students are preparing their music packets

Tuesday January 10th, 2023

7pm...first rehearsal at Marriott Waterside Hotel (room TBA)

Wednesday January 11th, 2023

8:30am-5pm...rehearsal

Thursday January 12th, 2023

12:30pm CONCERT!!!!



FMEA Guitar All-State 2023 Audition Items

Section one- scales: F Major or D minor scale from *Diatonic Major and Minor Scales* by Andres Segovia, Columbia Music/Theodore Presser edition (#CO-127). **You will be asked to play either the F or D minor scale at the audition.** Use alternating right hand fingering (such as *i-m* or *m-i*), at a tempo of $\text{♩} = 110$. Use alternating rest stroke and play without repeats, observing the written quarter note rhythm.

Scoring: 15 points of 100 total on audition, in the following areas/categories:

- 5 pts-correct notes
- 5 pts-fluid, steady rhythm
- 5 pts-quality tone from rh, lh techniques

Section two- solo etude: *Estudio 3* from *25 Melodious and Progressive Studies for Guitar*, Op. 60, by Matteo Carcassi. **Play the entire etude WITHOUT REPEATS.**

Must be from one of the following printed editions to ensure consistency of edited markings:

Hal Leonard HL 00696506 Mel Bay Publications MB97386 FJH Publications G1013

Scoring: 35 points of 100 total on audition, in the following areas/categories:

- 10 pts- correct notes and rhythms
- 10 pts- quality tone from rh and lh techniques
- 10 pts- musicality: dynamics/phrasing/interpretation
- 5 pts- overall quality of preparation

Section three- ensemble excerpts: Learn part 1 from De Falla's *La Vida Breve* (see pp. 3-6 of this document) and part 3 from Loncar's *Summer Salsa* (see pp. 7-9 of this document) **You will be asked to play ONE excerpt of approximately 20-30 measures from EACH piece.** Take care to interpret all musical & technical markings.

Scoring: 40 points of 100 total on audition, in the following areas/categories:

EXCERPT 1 scoring rubric

- 5 pts- correct notes and rhythms
- 5 pts- quality tone from rh and lh techniques
- 5 pts- musicality: dynamics/phrasing/interpretation
- 5 pts- overall quality of preparation

EXCERPT 2 scoring rubric (same)

- 5 pts- correct notes and rhythms
- 5 pts- quality tone from rh and lh techniques
- 5 pts- musicality: dynamics/phrasing/interpretation
- 5 pts- overall quality of preparation

Section four- sightreading: One 8-16 measure passage will be presented at the audition; 30 seconds will be given to visually study the piece (no playing); auditioner will be given one opportunity to perform the passage. The passage will likely be in an upper position, have a key signature and accidentals, have a variety of rhythms, and contain dynamic and other musical markings. See the samples on p. 10 & "tips" on p. 11

Scoring: 10 points of 100 total on audition, in the following areas/categories:

- 5 pts- correct notes, rhythms and markings
- 5 pts- steady rhythmic pulse

La Vida Breve

Spanish Dance No. 1

1 *f*

9 *f*

18 *m i m*

25

32

39 ③

46 *mp pont.*


53 *mf* *ord p i m a p i m a* *P i m a p i m a p i m a* *p i p i p i* *mp*

60 *f*

67

Guit Ib

73



ff mp p

3 3 3

3

Detailed description: Musical staff 73-80. Treble clef, key signature of one sharp (F#). Measures 73-75 contain eighth-note triplets. Measure 76 has a quarter rest. Measures 77-78 contain eighth-note pairs. Measure 79 has a quarter rest. Measure 80 contains a triplet of eighth notes.

81




mf pp

3

Detailed description: Musical staff 81-87. Treble clef, key signature of one sharp (F#). Measure 81 has a quarter rest. Measures 82-83 contain eighth-note pairs. Measure 84 has a quarter rest. Measures 85-87 contain eighth-note pairs with fingerings: 2 4 1 1 3 4, 1 3 4, 2 4 1 1 3 4.

88




mf

3

3

Detailed description: Musical staff 88-94. Treble clef, key signature of one sharp (F#). Measures 88-90 contain eighth-note pairs. Measure 91 has a quarter rest. Measures 92-93 contain eighth-note pairs. Measure 94 contains a triplet of eighth notes.

95



p mf


3

4

4

Detailed description: Musical staff 95-100. Treble clef, key signature of one sharp (F#). Measures 95-96 contain eighth-note pairs with fingerings: 1 3 1 1 3 4. Measure 97 has a quarter rest. Measure 98 contains eighth-note pairs with fingerings: 3 1 2 0. Measure 99 has a quarter rest. Measure 100 contains a triplet of eighth notes.

101



mf


3

4

3

Detailed description: Musical staff 101-106. Treble clef, key signature of one sharp (F#). Measures 101-102 contain eighth-note pairs with fingerings: 4 1 3. Measure 103 has a quarter rest. Measure 104 contains eighth-note pairs with fingerings: 2 0 1 4. Measure 105 has a quarter rest. Measure 106 contains eighth-note pairs with fingerings: 1 3 4 1 4 3.

107



mf

3

3

3

Detailed description: Musical staff 107-112. Treble clef, key signature of one sharp (F#). Measures 107-108 contain eighth-note pairs. Measure 109 has a quarter rest. Measures 110-111 contain eighth-note pairs. Measure 112 contains a triplet of eighth notes.

[page turn]

Pesante, ma con fuoco

114

3

ff

123

130

mf

137

144

151

f *mf*

158

ff *mf*

Tempo I

165

ff

3

174

2 4 1 1 3 4

① ③ 4
0 1 0 1

m p m p

p

3 3

181

188

195

200

upwards sweep with each finger

206

213

Animando poco a poco

219

Più vivo

226

232

Guit. IV

SUMMER SALSA

Miroslav Loncar

♩ = 100



39

42

45

48

51

55

59

64

67

70

F

3

*9

4

79

82

85

G

3

91

94

97

100

103

FMEA Guitar All-State 2023 Sightreading Samples

Reprinted from page 1 of this document:

Section four- sightreading: One 8-16 measure passage will be presented at the audition; 30 seconds will be given to visually study the piece (no playing); auditioner will be given one opportunity to perform the passage. The passage will likely be in an upper position, have a key signature and accidentals, have a variety of rhythms, and contain dynamic and other musical markings. See the samples on p. 10 & “tips” on p. 11.

Scoring: 10 points of 100 total on audition, in the following areas/categories:

- 5 pts- correct notes, rhythms and markings
- 5 pts- steady rhythmic pulse

Below are three samples/examples of the written description and criteria items listed above.

1) **Lento**
vii pos.



p \curvearrowright *f*

2) **Adagio**
5th pos.



ff *mp*

9



pp \curvearrowright *f*

3) **Largo**
vii pos.



mp \curvearrowright *f*

5



mp *cresc.* *f*



Tips and strategies for preparing to sightread at an audition

1) **Know the parameters of the sightreading portion of the audition PRIOR to the audition-** differences in the length, rhythmic difficulty (monophonic or polyphonic), 1st position or upper position, musical markings or not, etc., can dramatically change the difficulty level of the sightreading test. Knowing the length of review time prior to testing can also have an impact on your psyche in the moment and therefore the quality of test result.

For this audition, read and familiarize yourself with the sightreading criteria printed on the **2023 FMEA Guitar All-State Audition Items** document.

2) **Practice sightreading-** it may sound obvious, but purposefully and regularly practicing sightreading *should* increase your sightreading score. Sightreading is a skill that can be developed, refined and perfected just as any other musical skill. Generally speaking, the more time spent doing the skill, the better the result will be.

For this audition, obtain an abundance of print materials similar to examples 1-3 and SIGHTREAD!!

3) **Research musical terms and symbols-** for the most accurate sightreading results, research the following: tempo indications (*allegro, adagio*, etc.), dynamic markings (*cresc., piano, fortissimo*, etc.), articulation markings (*staccato, marcato*, various accents, etc.), guitar-specific technique indications (*dolce, ponticello, 5th pos.*, etc.) and other standard musical instructions (*legato, con brio, swing feel*, etc.).

For this audition, one strategy could be to create a *glossary of common terms and symbols* drawn from several different text/print resources. You will be more likely to remember terms and symbols if you chart them by hand.

4) **BUILD confidence in your ability to sightread-** apprehension, nervousness and fear should be supplanted by confidence, ability, and calm execution through careful preparation of items 1-3 above. BECOME a great sightreader!

Rationale for sightreading at the audition

Why is sightreading a part of the 2023 FMEA All-State Guitar Audition?

The ability to successfully sightread an excerpt of standard notation demonstrates that your musical skills are beyond the preparation of only the prepared items. Secondly, a successful sightreading test result is a strong indicator that you are capable of arriving at the first rehearsal having learned all of your parts with the high level of accuracy.